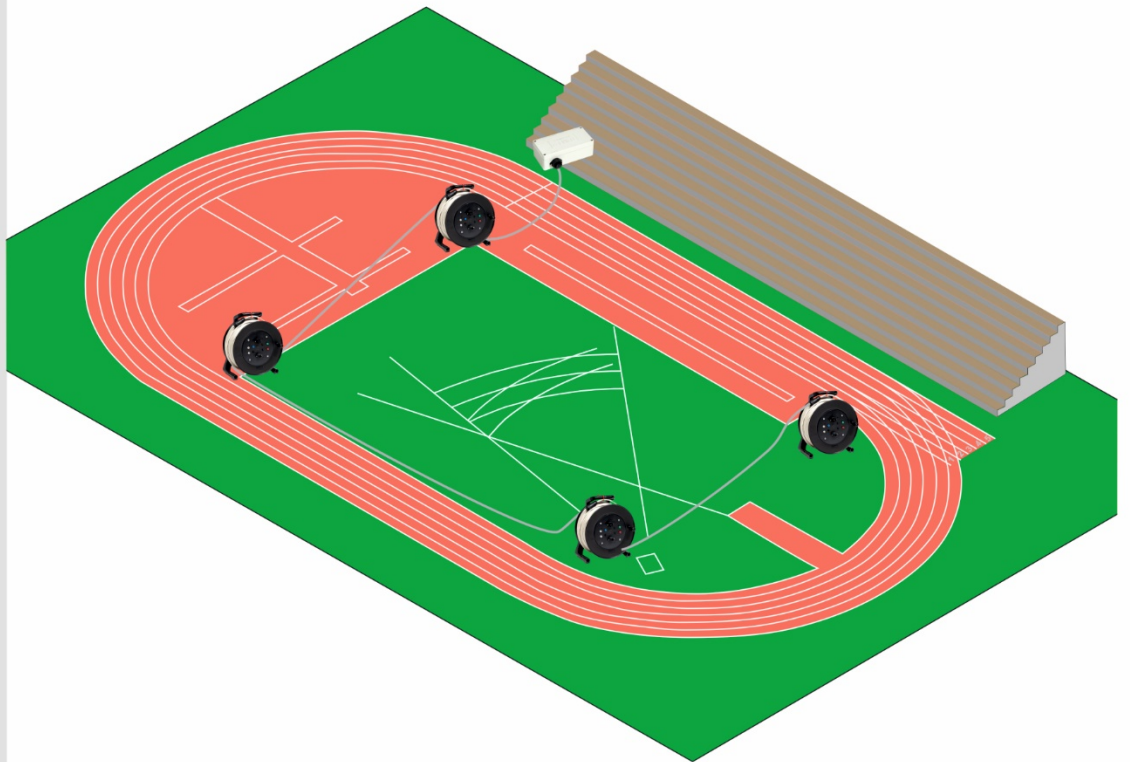


Mobile Stadium Cabling Outdoor



Important Information

General

Before using your **ALGE-TIMING** device read the complete manual carefully. It is part of the device and contains important information about installation, safety and its intended use. This manual cannot cover all conceivable applications. For further information or in case of problems that are mentioned not at all or not sufficiently detailed, please contact your **ALGE-TIMING** representative. You can find contact details on our homepage www.alge-timing.com

Safety

Apart from the information of this manual all general safety and accident prevention regulations of the legislator must be taken into account.

The device must only be used by trained persons. The setting-up and installation must only be executed according to the manufacturer's data.

Intended Use

The device must only be used for its intended applications. Technical modifications and any misuse are prohibited because of the risks involved! **ALGE-TIMING** is not liable for damages that are caused by improper use or incorrect operation.

Power supply

The stated voltage on the type plate must correspond to voltage of the power source. Check all connections and plugs before usage. Damaged connection wires must be replaced immediately by an authorized electrician. The device must only be connected to an electric supply that has been installed by an electrician according to IEC 60364-1. Never touch the mains plug with wet hands! Never touch live parts!

Cleaning

Please clean the outside of the device only with a smooth cloth. Detergents can cause damage. Never submerge in water, never open or clean with wet cloth. The cleaning must not be carried out by hose or high-pressure (risk of short circuits or other damage).

Liability Limitations

All technical information, data and information for installation and operation correspond to the latest status at time of printing and are made in all conscience considering our past experience and knowledge. Information, pictures and description do not entitle to base any claims. The manufacturer is not liable for damage due to failure to observe the manual, improper use, incorrect repairs, technical modifications, use of unauthorized spare parts. Translations are made in all conscience. We assume no liability for translation mistakes, even if the translation is carried out by us or on our behalf.

Disposal

If a label is placed on the device showing a crossed-out dustbin on wheels (see drawing), the European directive 2002/96/EG applies for this device.

Please get informed about the applicable regulations for separate collection of electrical and electronical waste in your country and do not dispose of the old devices as household waste. Correct disposal of old equipment protects the environment and humans against negative consequences!

Copyright by **ALGE-TIMING GmbH**

All rights reserved. Any duplication, either in full or in part, requires the prior written consent of the copyright holder.



Table of Contents

1	General	4
2	Cable Plan	5
3	Cable Reel TBM A-D	6
4	Trackbox TBM F2 for the Timing Room	8

Änderungen und Druckfehler vorbehalten

Copyright by

ALGE-TIMING GmbH
Rotkreuzstr. 39
6890 Lustenau / Austria
www.alge-timing.com

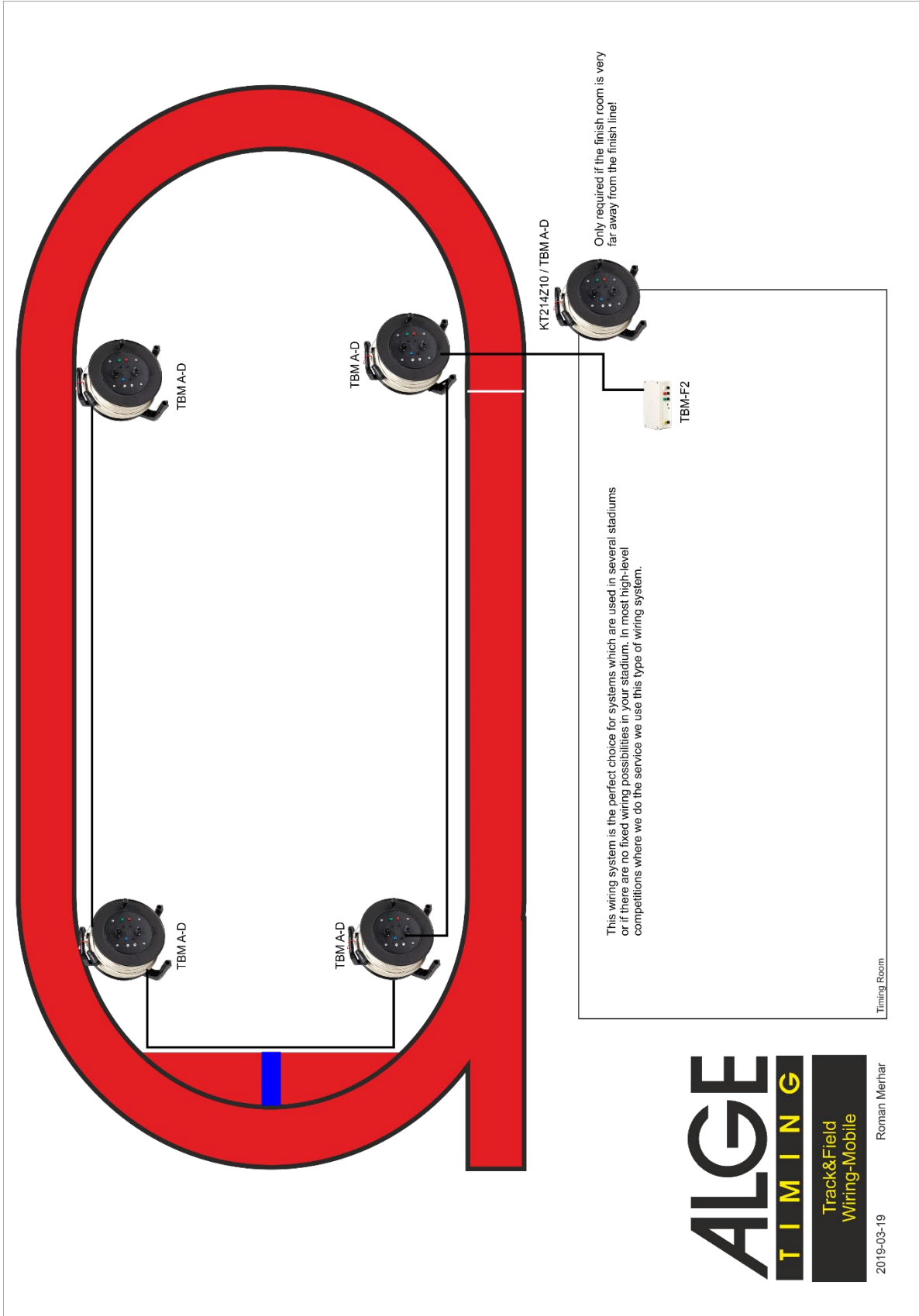
1 General

To make a mobile cabling for the timing in an athletics stadium you need at least three TBM A-D cable reels and a connection box TBM-F2 in the timing room. If an Ethernet is required in the infield (e.g. photo finish and IDCam), these cables must be laid separately. A separate cable must also be laid for wind measurement (if you are not using the radio solution).

The mobile stadium cabling from ALGE-TIMING does not include any mains. The power cables must be laid separately.




2 Cable Plan



3 Cable Reel TBM A-D




Connect
Cable Reel TBM A-D




female

Connect
Photocell



male

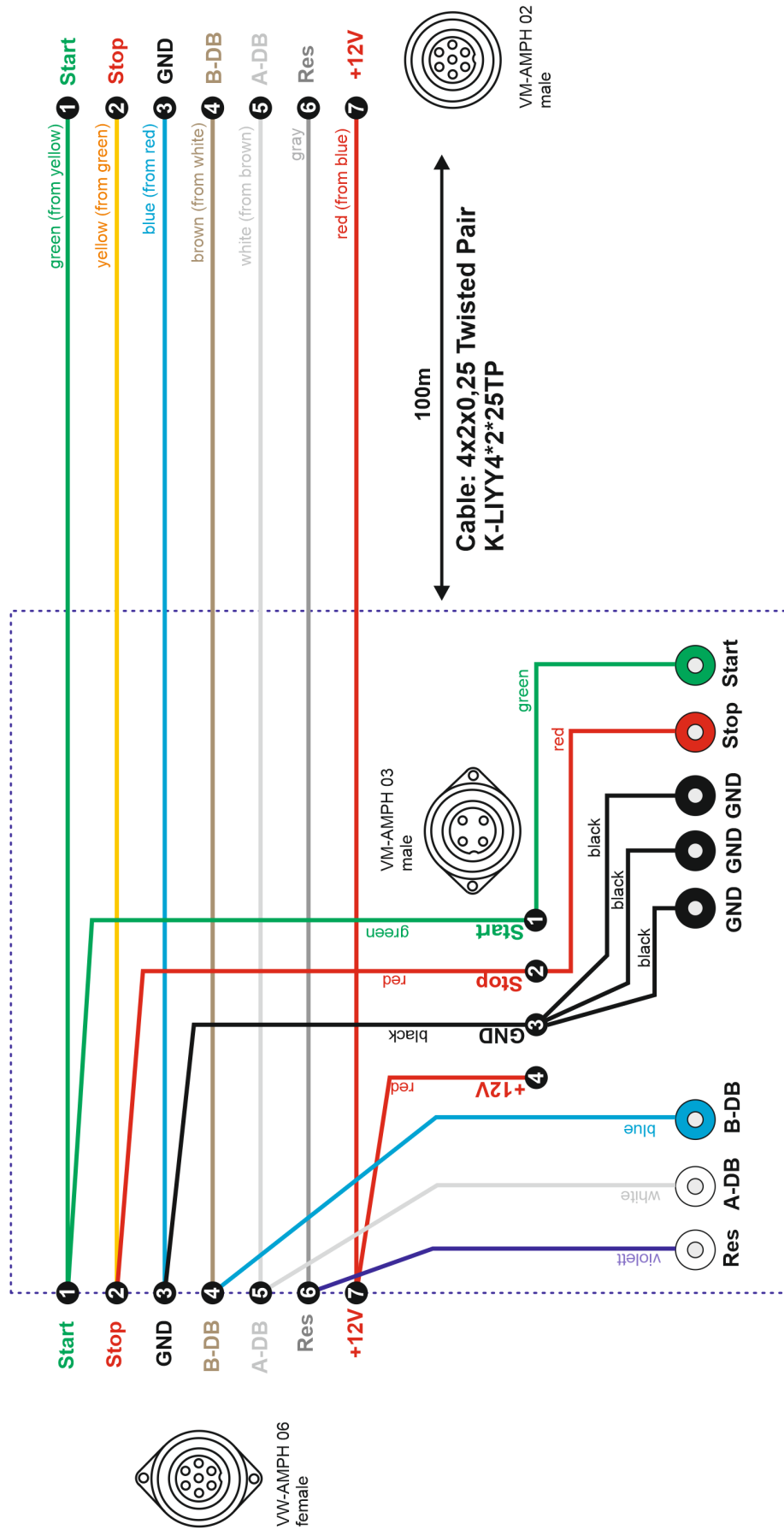
Connect
Cable Reel TBM A-D



1 ... **Start**
2 ... **Stop**
3 ... GND
4 ... **B-DB**
5 ... **A-DB**
6 ... Reserve
7 ... **+12 VDC**

Connect
Photocell

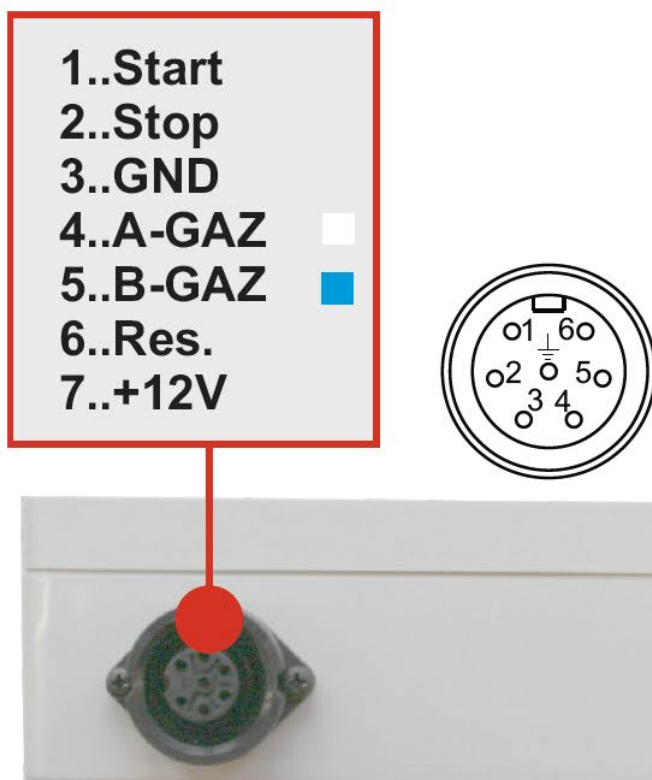

1 ... **Start**
2 ... **Stop**
3 ... GND
4 ... **+12 VDC**

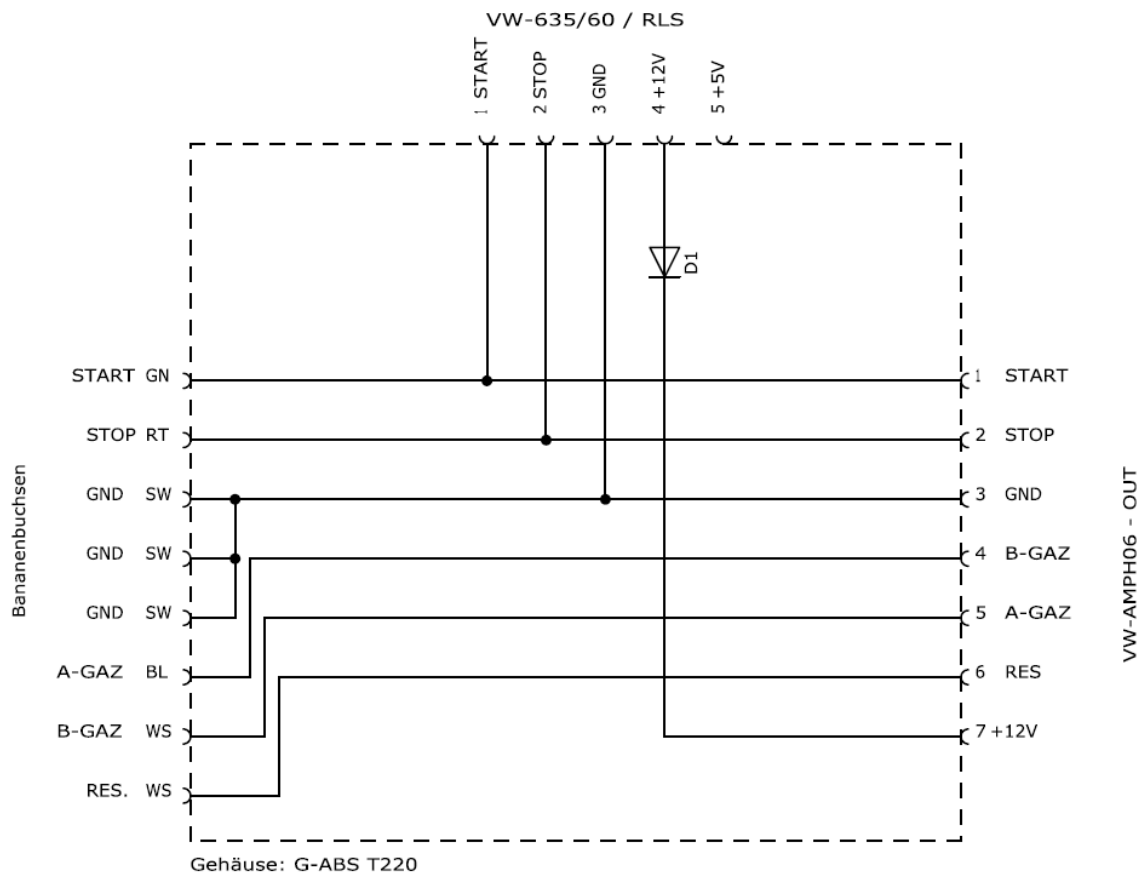


4 Trackbox TBM F2 for the Timing Room









ALGE-TIMING GmbH

Rotkreuzstrasse 39

A-6890 Lustenau

Austria

Tel: +43-5577-85966

Fax: +43-5577-85966-4

office@alge-timing.com

www.alge-timing.com