


Version-E200120

FLASH



ALGE-TIMING

Manual

Important Information

General

Before using your **ALGE-TIMING** device read the complete manual carefully. It is part of the device and contains important information about installation, safety and its intended use. This manual cannot cover all conceivable applications. For further information or in case of problems that are mentioned not at all or not sufficiently detailed, please contact your **ALGE-TIMING** representative. You can find contact details on our homepage www.alge-timing.com

Safety

Apart from the information of this manual all general safety and accident prevention regulations of the legislator must be taken into account.

The device must only be used by trained persons. The setting-up and installation must only be executed according to the manufacturer's data.

Intended Use

The device must only be used for its intended applications. Technical modifications and any misuse are prohibited because of the risks involved! **ALGE-TIMING** is not liable for damages that are caused by improper use or incorrect operation.

Cleaning

Please clean the outside of the device only with a smooth cloth. Detergents can cause damage. Never submerge in water, never open or clean with wet cloth. The cleaning must not be carried out by hose or high-pressure (risk of short circuits or other damage).

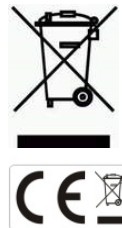
Liability Limitations

All technical information, data and information for installation and operation correspond to the latest status at time of printing and are made in all conscience considering our past experience and knowledge. Information, pictures and description do not entitle to base any claims. The manufacturer is not liable for damage due to failure to observe the manual, improper use, incorrect repairs, technical modifications, use of unauthorized spare parts. Translations are made in all conscience. We assume no liability for translation mistakes, even if the translation is carried out by us or on our behalf.

Disposal

If a label is placed on the device showing a crossed out dustbin on wheels (see drawing), the European directive 2002/96/EG applies for this device.

Please get informed about the applicable regulations for separate collection of electrical and electronical waste in your country and do not dispose of the old devices as household waste. Correct disposal of old equipment protects the environment and humans against negative consequences!



Copyright by **ALGE-TIMING GmbH**

All rights reserved. Any duplication, either in full or in part, requires the prior written consent of the copyright holder.

Declaration of Conformity

We declare that the following products comply with the requirements of the listed standards.

We, **ALGE-TIMING GmbH**
Rotkreuzstrasse 39
A-6890 Lustenau

Declare under our sole responsibility, that the start strobe

FLASH

is in conformity with the following standard(s) or other normative documents(s):

Safety: EN 60950-1:2006 + A11:2009

EMC: EN55022:2006+A1:2007
EN55024:1998+A1:2001+A2:2003
EN61000 3-2:2006 + A1:2009 + A2:2009
EN61000 3-3:2008

Additional Information:


The product herewith complies with the requirements of the Low Voltage Directive 73/23/EEC, also the EMC Directive 2004/108EG and accordingly carries the CE-marking.

Lustenau, 10.02.2010

ALGE-TIMING GmbH

Albert Vetter
(General Manager)

Control Elements



- 1 On- / Off switch
- 2 LED-Flash
- 3 Battery status with LED
- 4 Tripod socket with 3/8 Inch thread
- 5 DIN-socket
- 6 Banana socket for FLASH (e.g. external push button)
- 7 Socket to connect the SU2 or connect to another FLASH
- 8 Socket to connect the SU2 or connect to another FLASH
- 9 Battery cover for 4 pieces of AA-Alkaline batteries

1 Device Description

The ALGE FLASH is an optical start device. The first start impulse (e.g. from external push button or start gun) produces a flash. If a second impulse comes within 5 seconds it produces an blinking flash to signalize a false start.

The FLASH helps depth athletes to have the same start conditions than the others. Further it is a useful tool to for a accurate manual timing if the start is far from the hand timer. The acoustic sound travels very slow and causes a delay until the manual timing person presses the button. With the FLASH this delay does not exist.

2 Power Supply

There are different options to supply the FLASH.

2.1 External Supply

- ☞ Power supply PS12, NLG8, NLG4
- ☞ 12 V battery
- ☞ External supply from +4 to 18 VDC

2.2 Internal Supply

Battery compartment for 4 AA-Alkaline batteries (see picture to the right).

Operating Time (with one start-flash per minute):

- About 24 hours until yellow warning LED shows almost empty batteries.
- About 30 hours until FLASH turns off.

2.3 Battery Status

The battery status is shown on a LED on the front side of the FLASH:

- LED blinks green battery is OK
- LED blinks yellow..... battery must be changed soon
- LED blinks red battery must be changed




3 Technical Data

Flash: 80 super bright LED, view angle of about 25°

Connections:

DIN-Socket (5-pin)

- 1 impulse channel (C0)
- 2 empty
- 3 ground
- 4 external supply in (4 – 18 VDC)
- 5 + 5 VDC out



LTW Socket (7-pin)

- 1..... impulse channel (C0)
- 2..... talk (for SU2)
- 3..... ground
- 4..... 12 VDC in
- 5..... status
- 6..... empty
- 7..... empty



Banana Socket

- Green impulse channel (C0)
- green ground

Power Supply:

Internal:

4 x AA-Alkaline battery 2 Ah or

External:

with power supply PS12, 12 V battery or 4 -18 VDC

Operating Time:

with internal 4 x AA-Alkaline batteries (with one start-flash per minute):

- about 24 hours until the yellow battery warning light comes on
- about 30 hours until the FLASH turns off

Mounting:

3/8 Inch thread to mount the FLASH on a tripod

Temperature Range:

-20 to 40°C

Measurement:

about 160 x 96 x 50 mm

Weight:

about 0,3 kg (without battery)

Subject to changes

ALGE-TIMING GmbH

Rotkreuzstraße 39

A-6890 Lustenau

Austria

Tel: +43-5577-85966

Fax: +43-5577-85966-4

office@alge-timing.comwww.alge-timing.com