

Timing



ALGE-TIMING

Parallelslalom

Important Information

General

Before using your **ALGE-TIMING** device read the complete manual carefully. It is part of the device and contains important information about installation, safety and its intended use. This manual cannot cover all conceivable applications. For further information or in case of problems that are mentioned not at all or not sufficiently detailed, please contact your **ALGE-TIMING** representative. You can find contact details on our homepage www.alge-timing.com

Safety

Apart from the information of this manual all general safety and accident prevention regulations of the legislator must be taken into account.

The device must only be used by trained persons. The setting-up and installation must only be executed according to the manufacturer's data.

Intended Use

The device must only be used for its intended applications. Technical modifications and any misuse are prohibited because of the risks involved! **ALGE-TIMING** is not liable for damages that are caused by improper use or incorrect operation.

Cleaning

Please clean the outside of the device only with a smooth cloth. Detergents can cause damage. Never submerge in water, never open or clean with wet cloth. The cleaning must not be carried out by hose or high-pressure (risk of short circuits or other damage).

Liability Limitations

All technical information, data and information for installation and operation correspond to the latest status at time of printing and are made in all conscience considering our past experience and knowledge. Information, pictures and description do not entitle to base any claims. The manufacturer is not liable for damage due to failure to observe the manual, improper use, incorrect repairs, technical modifications, use of unauthorized spare parts. Translations are made in all conscience. We assume no liability for translation mistakes, even if the translation is carried out by us or on our behalf.

Disposal

If a label is placed on the device showing a crossed out dustbin on wheels (see drawing), the European directive 2002/96/EG applies for this device.

Please get informed about the applicable regulations for separate collection of electrical and electronical waste in your country and do not dispose of the old devices as household waste. Correct disposal of old equipment protects the environment and humans against negative consequences!

Copyright by **ALGE-TIMING** GmbH

All rights reserved. Any duplication, either in full or in part, requires the prior written consent of the copyright holder.



Subject to changes!

Copyright by:
ALGE-TIMING GmbH
Rotkreuzstrasse 39
A-6890 Lustenau
Austria

office@alge-timing.com
www.alge-timing.com

1 Keyboard and getting started

See Timy manual "GENERAL"

2 General

The timing system does measure the difference time between red and blue course. It does not measure the run time of each racer. For the timing you need a photocell for each course.

3 Operation

- Switch the Timy on and select the program PARALLEL-DIFF
- Clear the memory
- Input time of day and date
- Start the internal clock by confirming time and date with green key <START>
- Insert ID number for run and confirm with green <OK>
- You are ready to start the first heat.

It is possible to input an ID-number for each run but no bib (ID-number of racer). The ID-number starts automatic with number 1. You can use also the automatic counting mode. In this case you press after each race the green or red <OK> button to count the ID-number up and reset the time to zero.

4 Menu




In the menu it is possible to make several adjustments for the parallel slalom timing. Adjustments:

Maximum difference time:

This time is the max. time that a racer is allowed to be behind. If a racer is further behind or does not finish, it will take max. difference time. If you adjust zero it will not stop the time automatically for the course of the loser.

Red and blue course or right and left course:

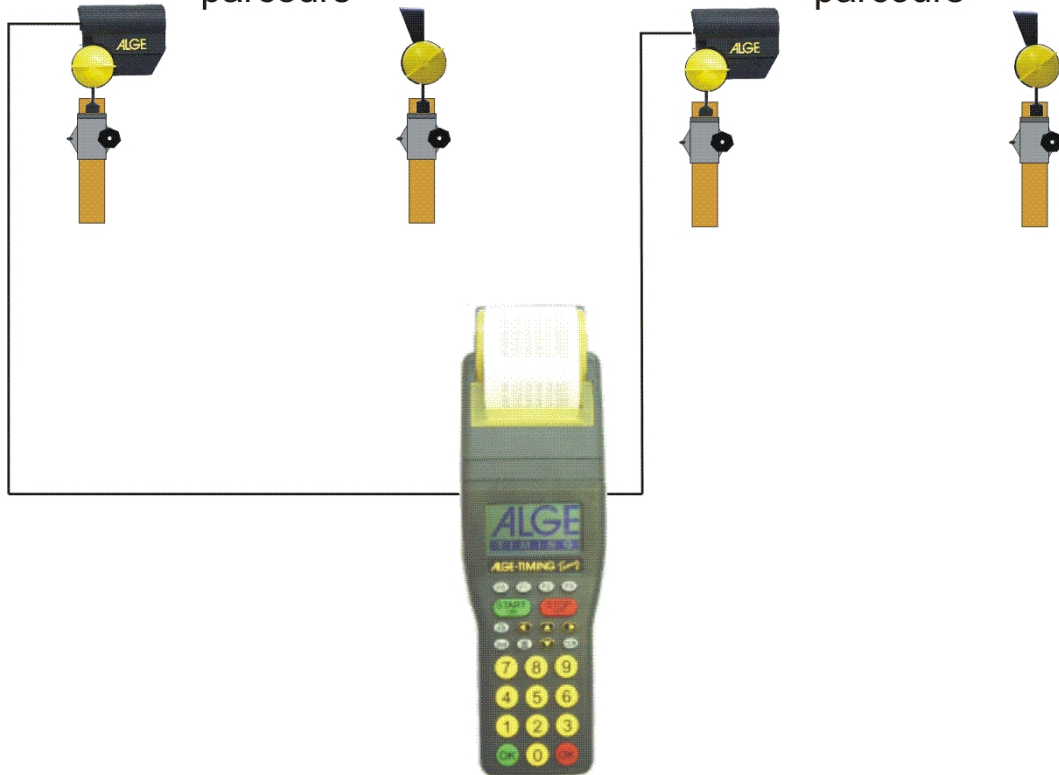
You can adjust if the printer and display board has a output with r (red) and b (Blue) or r (right) and l (left) for the courses.

- Press menu key  to make adjustments for parallel slalom
- Select the menu "PARALLEL-DIFF"
- Select "MAX. DIFF.TIME"
- Input the maximum time allowed that the loser course can be behind (penalty time)
- Leaf this menu by pressing previous 
- Select "BLUE-LEFT"
- Select if you want an output of colors (blue and red) or right and left.
- Leave the menu by pressing the menu key 

5 Setup - Cabling

C0 =
left or
blue
parcours

C1 =
right or
red
parcours



Copyright by:

ALGE-TIMING GmbH

Rotkreuzstrasse 39

A-6890 Lustenau

Austria

office@alge-timing.com

www.alge-timing.com